

**Baddhara Kanda Baunnechaur Lift Water Supply & Sanitation Schemes, Mathillo
Gothapada Lift Water Supply & Sanitation Schemes and
Dungeshwar Rural Municipality Ward No 4 & 6
Dailekh, District**

REQUEST FOR QUOTATION (RFQ)

For

**Design, Supply, Delivery, Installation, Testing and Commissioning of Solar PV Water
Pumping System**

Issued by:

**User Committee of Baddhara Kanda Baunnechaur Lift Water Supply & Sanitation
Schemes, Mathillo Gothapada Lift Water Supply & Sanitation Schemes**

Dungeshwar Rural Municipality Ward No 4 & 6

Contract No.: 1/2081/082

July, 2025

१
कुँडा काँडा

२
गोठपाडा



३
दुणेश्वर

४
२०८१/०८२



५
२०८१/०८२

६
२०८१/०८२

Section I. Request for Quotation (RFQ)

User Baddhara Kanda Baunnechaur Lift Water Supply and Sanitation Schemes, Mathillo Gothapada Lift Water Supply and Sanitation Schemes

Dungeshwar Rural Municipality-4 and 6, Design, Supply, Delivery, Installation, Testing and Commissioning of Solar PV Water Pumping System

Date of Notice Publication: July 5, 2025

- 1. User Committee of Badhara Kanda Baunnechaur Solar Lift Water Supply and Sanitation Scheme, Mathillo Gothapada Solar lift Water Supply and Sanitation Scheme** invites sealed quotation from registered suppliers for Design, Supply, Delivery, Installation, Testing, Commissioning and After Sales Service of Solar PV Water Pumping System in at Baddhara Kanda Baunnechaur Solar Lift Water Supply and Sanitation Scheme, Mathillo Gothapada Solar Lift Water Supply and Sanitation Scheme, Dungeshwar Rural Municipality-4 and 6, Dailekh, District.
2. The VAT registered suppliers can obtain the quotation form from Dungeshwar Rural Municipality, Dailekh or LACCP PSU, Birendranagar, Surkhet or can be downloaded from official sites of Dungeshwar RM (<https://www.dungeshwormun.gov.np> and LACCP project (www.laccp.org.np) within 21 days from first publication date.
3. Sealed quotation must be submitted to Dungeshwor Rural Municipality office or Local Adaption to Climate Change Project, Project Support Unit (PSU), Birendranagar, Surkhet or Lasion office of LACCP (DMI Nepal Pvt Ltd. Sanokharibot, Shantinagar, Kathmandu-31) before 12:00 hours on 22nd day of first publication date. Documents received after this deadline shall not be accepted.
4. Quotations must be valid for a period of 90 days from the day of deadline of submission.
5. If the last date of purchasing and opening falls on a government holiday, then the next working day shall be considered the last day.
6. The contractor must sign and stamp all the copies of submission including all the documents mentioned along with Technical Specification and any other document in the Quotation.
7. User committee reserves the right to accept or reject, wholly or partly any or all the quotations without assigning any reason, whatsoever.


देव प्रसाद




Section II. RFQ Data


1	Name of the Purchaser: User Committee of Baddhara Kanda Baunechhaur Solar Lift Water Supply and Sanitation Scheme, Mathillo Gothapada Solar Lift Water Supply and Sanitation Scheme of Dungeshwar Rural Municipality, Dailekh District
2	Name of Contract: Design, Supply, Delivery, Installation, Testing and Commissioning of Solar PV Water Pumping System
3	Contractor's Eligibility Requirements are: <ol style="list-style-type: none"> Cover Letter for submission of quotation Company Profile and experience in design, supply, and installation of solar pumping schemes. Tax Registration/Payment Certificate issued by the Internal Revenue Authority evidencing that the contractor is updated with its tax payment obligations, or Certificate of Tax exemption, if any such privilege is enjoyed by the Bidder Certificate of Registration of the business, including Articles of Incorporation, or equivalent document if contractor is not a corporation Quality Certificate (e.g., ISO, etc.) and/or other similar certificates, accreditations, awards and citations received by the contractor, if any Valid ISO 9001 and ISO 14000 and IEC/IS/NEPQA Quality Assurance Certification of the proposed product especially solar pump & panel.
4	<p>Purchaser's Address: Baddhara Kanda Solar Lift Water Supply and Sanitation User Committee and Mathillo Gothapada Solar Lift Water Supply and Sanitation User Committee, Ward no. 4 & 6 of Dungeshwar Rural Municipality, Dailekh District</p> <p>Technical Contact Person Mobile no: 9862452484 Hem Bahadur Praja (Technical Person) Email: hprija@laccp.org.np Technical Officer Contact Person: Khagendra Bahadur Sunar/Tek Bahadur Thapa Position: Chairperson of above UC Contact no: 9822483351/9869735755</p>
5	Language of the Bid: English
6	Quote validity period : 90 days counted from the date of bid submission deadline.
7	<p>Deadline for RFQ submission :</p> <p>Date : 22nd day of notice publication</p>

कुँडा गोठपा


















	<p>Time : 12:00 hours</p> <p>Place : Dungeshwar Rural Municipality office, Dandaparajul, Dailekh or</p> <p>Local Adaption to Climate Change Project, Project Support Unit (PSU), Simtalichowk, Birendranagar, Surkhet or Lasion office of LACCP (DMI Nepal Pvt Ltd. Sanokharibot, Shantinagar, Kathmandu-31)</p>
8	Completion of Task as mentioned in the Scope of Work Within 4 Months from the date of Agreement.
9	<p>Estimated Amount of Two schemes : NRS 1,762,905.00</p> <p>In Word Seventeen Lakh sixty two thousand nine hundreded five only.</p>
10	<p>Documentary evidence of technical and production capabilities:</p> <p>(i) Minimum Three (3) Years experience in solar lifting water supply scheme</p> <p>(ii) At least three water supply lifting schemes design, supply delivery, installation, testing commissioning projects within last five years. Experience letter should submitted with the sealed quotation.</p>
11	<p>Performance Security</p> <p>Amount: Not needed as payment will be done after material received, verified and technical approval at Road Head.</p>
12	<p>Warranty:</p> <p>Minimum 5 years warranty against manufacturing defects of Solar PV Module.</p> <p>3 Years Replacement Warranty of solar pump and standard applicable for other components.</p>
13	Defect liability period : Repair or replace any defects found during the Defect Liability Period of One Year.
14	<p>Payment</p> <p>i. Upon Signing of Agreement and submission of Field verification report: Twenty (20) percent of the Contract Price</p> <p>ii. Upon receiving the materials at road head: Fifty (50) percent of contract price</p> <p>iii. Upon Submission of Installation Completion, Testing & Comssioning report along with handover as per contract: Maximum thirty (30) percent of the Contract Price</p> <p>iv. After Sales Service: The company shall provide regular support and have a field visit atleast once (1) a year up to three years. Thereafter the company shall visit the site atleast once a year on paid basis.</p>
15	<p>Local representative of the company, if any:</p> <p>Name of the representative:</p> <p>Address:</p> <p>Contact no:</p>

१६३/१०८५



















1. Design solar PV pumping system based on the minimum criteria as mentioned in Technical Specification: (I. Minimum Design Criteria- mentioned on the below page).
2. Field verification must be completed to assure the design & **submit the detailed design report** by the contractor's responsible Engineer after the award of the contract & **before first installments**.
3. After the verification of design, install solar PV pumping system based on the component recommended at Bills of Quantities (BoQ).
4. Works required for sequential installation of Solar PV Pumping System including necessary civil works (fixing casing pipe, solar frame) for mounting structures of solar module, shall be done by the contractor. All the work related to the proper installation and functioning of the system shall have to be carried out by the contractor with the prices offered in the quotation.
5. The contractor will make all necessary arrangements for satisfactory operation, maintenance and performance of the Pumping System for 2 year's Warrantee/ Guarantee period.
6. Warrantee/Guarantee will include rectification/replacement of all the defective and consumable components/items. During Warrantee/Guarantee period, all the arrangements for keeping the Solar PV Pumping System functional shall be the sole responsibility of the contractor.
7. The contractor shall conduct on-site training of the user committee personnel regarding the assembly, start-up, operation, maintenance and repairs of the Solar PV Pumping System.
8. All necessary Spare parts/Tools should be provided by the contractor.
9. Contractor shall transport the all the materials to the site till the road head site as per mention in BOQ.
10. Provide Sales Service for an additional 3 years (after 2 years warrantee period) with a minimum of 1 site visit annually. This visit will be paid by UC.
11. Contractors should have made representative agents at a provincial level with availability of solar pumping spare components sales for the pumping system and must be made linked with user committee.

देश प्रदाता















IV. Technical Specification

4.1 Minimum Design Criteria

SN	Scheme's name and location	Design Data
1.	Baddhara Kanda Baunnechaur Solar lift WSS, Dungeshwar-4, Alparajul, Dailekh	System that must be able to lift a minimum of 18000 liters of water per day at 115 m dynamic head. Single stage lift system Pipeline length 396 m, Solar Panel location 100 m from the Pump
2.	Mathillo Gothapada Solar lift WSS, Dungeshwar-6, Mathillo Gothapada, Dailekh	System that must be able to lift a minimum of 7500 liters of water per day at 110 m dynamic head. Single lift system Pipeline length 315 m Solar Panel location 50 m from the Pump


The contractor/Firm could submit alternative design with more efficient & economic design. The technical evaluation committee will consider if the proposed system justifies required design & installation as per field requirement.

4.2 Solar Submersible Pump Unit


The contractor must design the solar water pump unit and submit the detailed technical specification and the calculation showing the discharge of the pump to meet the **Minimum Design Criteria**. Contractor/Firm should submit the separate design with justification in change of pumping size meeting minimum require specification of technical part.


SN	Description	Specification	Contractor Proposal	Contractor's Remarks* (Fully Complaint/Nor Complaint)
1	Name of the manufacturer			
2	Brand/Model	Grundfos or Pedrollo or Lorentz or Any equivalent		
3	Pump Type	Submersible borehole pump or equivalent Water filled, Submersible centrifugal or positive displacement Solar Pump, fully stainless Steel, with necessary casing and protection. Pump Performance Curve i.e. Flow Vs Input Pump Power shall be provided at the Head of Project design. Warranty on the motor and pump: 2 years		

देव प्रसाद















4	Minimum Efficiency	Pump motor efficiency must be at least 60 %		
5	Minimum Standard	Submersible borehole pump, suitable for pumping clean water. It can be installed vertically or horizontally. Pump carrying drinking water approval. The pump and controller must be manufactured by the same company. Pumps suitable for applications in groundwater lowering, pressure boosting, fountain applications. The suction interconnector is fitted with a strainer to prevent large particles from entering the pump. The suction interconnector is designed to comply with NEMA standards for motor mounting/dimensions.		
6	Material	All steel components made in stainless steel, EN 1.4301 (AISI 304), ensure high corrosive & wear resistance. Rotors and impellers must be made of stainless steel with a minimum grade of AISI 304 or higher.		
7	Control	The pump controller must have an MPPT control circuit. The pump or pump set must be capable of stopping operation in the event of dry running or insufficient energy supply. Must be equal to or greater than the capacity of the pump. Warranty on the pump controller: 2 years Must be of the same brand of the Pump. The Bidder must submit the technical datasheet. A Manufacturer's Authorization letter provided by principal manufacturer in their letter head.		
8	Warranty	At least 2 years		
9	Protection Features	Dry run protection, Over and under voltage protection, Overload protection, Temperature Protection		

4.3 Solar PV Array

Note: The minimum estimated solar array is 315 Watt (0.315 KWp). The contractor must calculate the solar array size based on the pump designed. In both cases, the capacity proposed by the contractor must not be below the minimum estimated capacity of Solar PV capacity. It is the responsibility of the contractor to guarantee the minimum water as mentioned in **Minimum Design Criteria.**

कुंआ माला



SN	Description	Specification	Contractor Proposal	Contractor's Remarks*(Fully Complaint/Nor Complaint)
1	Name of the manufacturer			
2	Brand/Model	Seraphim, Jinko, Trina or any Equivalent		
3	Minimum Capacity	315 WP (can be redesigned based on the Note above.)		
4	PV Module Type	<p>RETS Certified, Mono or Poly Crystalline, should be equal or more/less than 615Wp. The warranty period for the PV module must be at least first year- $\geq 97\%$ of stc power, 10 years- $\geq 90\%$ of STC power and 25 years- $\geq 80\%$ of STC power.</p> <p>All PV modules offered for the scheme must be of the same type, same model, same power rating and same manufacturer.</p> <p>Minimum 5 years warranty against manufacturing defects.</p> <p>The test certificates must be provided.</p>		
		<p>The PV Module should have the International Certification, IEC 61215:2005 2nd Edition or IEC 61215-1:2016 and IEC 61215-2:2016 for Terrestrial photovoltaic (PV) modules - Design qualification and type approval – Part 1: Test requirements and Part 2: Test Procedures. IEC 61730 for PV module safety qualification, IEC 62804 for detection of potential induced degradation (PID).</p>		

कुंआ प्रोअर



Dom!



SN	Description	Specification	Contractor Proposal	Contractor's Remarks*(Fully Complaint/Nor Complaint)
5	Certifications	ISO 9001 / ISO 14000/NEPQA 2015 OHSAS 18001 certified production facilities.		
6	Power degradation	A letter provided by principal PV module manufacturer in their letter head stating the warranty period for their PV module. The warranty period for the PV Module must be at least 10 years against a maximum 10% reduction and 20 years against a maximum 20% reduction of output power at STC.		
7	Minimum Module efficiency	$\geq 16\%$		
8	Peak Power Per Module	100 Watts Peak or greater		
9	Junction Box	IP 65		
10	Module Mounted Structure	non corrosive support structures to be fixed on the ground		
11	Tilt Angle and direction	As per field		
12	Support structure design, distribution poles and foundation mounting arrangements should withstand	Wind Speed up to 180 km/hr		
13	Support Structure	Shall be manufactured with Aluminum or stainless-steel angles and channels; deep galvanized. The support frame structure should be able to resist at least 20 years of outdoor exposure without suffering significant damage or corrosion. It shall support solar PV modules at a given orientation, absorb and		

देवा प्रया



SN	Description	Specification	Contractor Proposal	Contractor's Remarks*(Fully Complaint/Nor Complaint)
		transfer the mechanical loads to the ground properly.		
14	Structure Galvanization Requirement	The modules support structure shall be mild steel, hot dipped galvanized (120 micron) iron for holding the PV modules. The size of angle iron should not be less than 50x50x5 mm		
15	Clearance and fixing	Mounting structures shall have necessary clearance at least 60 cm or more between ground level and bottom edge of PV modules as per the requirements. PCC work of 0.3 cm above the ground level for each foundation		
16	HDPE Dugwell (Casing Pipe) with complete fittings with washout provision at bottom	3 mtr 200 mm dia or As per Attached drawings		
17	Grounding System of DC surge protector, AC surge protector, DC MCB, AC MCB, Set of Earthing Electrode 2" dia and 2m length installed in earthing pit with the set of Backfill chemical connected by 16sqmm copper cable all complete, wire 7/18, junction box etc.	SPD (for voltage limiting) shall have a discharge capacity total of 40 kA (8/20 μ s). The earth-termination system with bare copper conductors (minimum cross section of 16 mm ²) by connection to the earthing electrodes or to the buried bare copper conductor connecting the earthing electrodes. The length of each earthing electrode shall not be less than 1.5 meters and outer diameter less than 48 mm and an inner diameter less than 27mm.		

The following information should be provided by the contractor in regard to solar PV module.

- The bidder must be submitting the technical datasheet of PV Module.

देश प्रदाता



- A manufacturer's Authorization letter should be provided by the principal manufacturer in their letter head.
- Catalogue and technical specification of solar PV module with I-V curve.
- Inedible labels must be firmly fixed on the solar PV module containing the following information:
 - Name and brand of the manufacturer.
 - Model and type.
 - Manufacturer serial number.
 - Maximum power in watt peak.
 - Open circuit voltage in volt.
 - Short circuit current in ampere.
 - Maximum rated voltage in volt.
 - Maximum rated current in ampere

4.0 Protection

4.1 Lightning Arrestor

The lightning protection system shall be of the enhanced type which is designed to attract lightning to a preferred point and safely convey the lightning energy to ground with minimal risk of side flashing via a pre-determined route.


The complete lightning protection system will comprise the following key components.

- a) Lightning Air Terminal
- b) Mounting support
- c) Dedicated down conductor
- d) Dedicated Earthing system


4.1.1 The Lightning Air Terminal


- The lightning air terminal shall be an Early Streamer Emission terminal which will respond dynamically upon leader activity in the near area.
- The lightning air terminal shall be configured as a spheroid which is comprised of separate electrically isolated panels surrounding an earthed central finial.
- The insulation material used to electrically isolate the panels shall be comprised of a base polymer which provides high ozone and UV resistance with a dielectric strength of 24 – 38 KV/mm.
- The external shape of the advanced lightning rod shall be such that it will limit the development of sharp point corona discharge under static thunderstorm conditions.
- The central finial shall be elevated above the spheroid to a length of 86mm.
- The upper section of the central finials shall be rated to withstand 200KA.
- An air gap shall be provided between the individual electrically isolated panels (4 panels) and the final tip of the central rod.
- Arcing shall occur between the panel sections of the spheroid and the finial tip only upon the progression of a lightning leader.
- The lightning air terminal shall have no moving parts and will have no dependence on external power supply or batteries.
- Under a normal atmosphere all components of the advanced lightning terminal shall be non-corroding.

ईश मोर्या















4.1.2 Mounting Support

- The mounting pole used to support the lightning air terminal shall be a circular mast at a minimum height of 2 meters. The pole will have an outside diameter of 68mm.
- The mounting pole and supports shall be securely fixed with brackets and guy wires where required.
- Mounting structure shall be non-corrosive to be fixed on ground.
- PCC box of 0.3 cm above the ground level for the foundation or as per site.

4.1.3 Down Conductor

The down conductor shall pass through the center of the pole for the entire length of the pole.

- Each lightning air terminal should be fixed with one down conductor. The down conductor should have a minimum size of 50mm² and can be a bare or insulated round / flat copper conductor. The down conductor should be fixed securely every one meter.
- The main copper conductor shall allow for direct connection to the lightning rod through the use of a compression lug.


4.2 Surge Protector

- The DC surge protection (SPD for voltage limiting or class C) device shall be installed in TT configuration and in parallel mode compatible with Nepal's electricity supply.
- The Class C arrester used in and neutral side should be single pluggable MOV based and Spark Gap based plug.
- The class C arrester should have visual and remote indication both in phase to neutral and neutral to ground protection module.
- The neutral and phase plugs should have clear marking so that it fits to the respective bases only.
- The Class C arrester should not be less than 40 kA protection level at waveform of 8/20 μ s.
- The unit shall be compatible in mounting on DIN Rail Channel.
- The degree of protection should be IP20 and inflammability class should be V0.


4.3 Earthing/Grounding for Lightning Arrestor/ For Electrical and Safety Earthing


- The Earthing electrode shall be constructed in Pipe-in-Pipe technology.
- Chemical shall be filled in between the electrodes.
- Earthing electrode shall not be less than 48 mm outer diameter and 27 mm inner diameter.
- The length of the Earthing electrode shall not be less than 1500 mm.
- The hot dipped galvanization or plating of earth electrode shall be of copper and shall be 70 microns to 100 microns.
- Backfill material shall be chemical bag having not less than 25 kg for each earthing electrode.
- The earthing shall be installed in delta type consists of 3 electrodes for one set.
- Earthing inspection pit shall be made of solid concrete with minimum dimension of 320 mm x 320 mm x 200 mm. Cover shall be marked with word "EARTH" or acceptable earthing marking.
- The final impedance reading does not exceed 10 Ohms.

ईश्वर प्रसाद















- The use of certified chemical ground resistance improvement material (other than salt and charcoal) shall be applied in order to reduce the resistivity levels of the earthing system.

4.5 Others

The components of the Solar PV Pumping systems must conform to the latest edition of IEC/ equivalent BoS Standards as specified in table below:

BoS item/component	Applicable Standard	
	Standard Description	Standard
Transmission Cables	NS standard for PVC insulated cables and UV resistant for outdoor installation 3 core 4 sqm or as per design	NS Standard
Switches/Circuit Breakers / Connectors	General Requirements Connectors-safety	NS/ IS standard
Junction Boxes/ Enclosures	General Requirements	IP 65 (for outdoor)/ IP 21 (for indoor) or Equivalent
SPV System Design and Installation Practices	PV Stand-alone System design, verification and electrical installation of building requirements for SPV power supply systems	NS/ IS Standard

4.6 Civil Works

The civil works for the solar pumping system will be as under:

1. Solar PV array installation and fixing

Drawings: The details, drawings and calculations must be provided.


देवा प्रिया




Section V. Bill of Quantity (BoQ)


SN	Descriptions	Specifications (Refer Section IV)	Unit	Qty	Unit Price	13% VAT (if Applicable)	Manufacturer Name and Model No. and Propose Specification
1	Single-phase all-body, Stainless Steel Submersible Solar Pump set with control panel of (Single Phase 4SR4m/26, 3HP, 3.6m³/HR, 130 meter Head)	Minimum 3 HP or equivalent or confirming section IV specifications	Pc	1			
2	Single-phase all-body, Stainless Steel Submersible Solar Pump set with control panel of (Single Phase 1.5HP 4SR1.5m/25 1.2m³/HR 127 meter Head)	Minimum 1.5 HP or equivalent or confirming section IV specifications	Pc	1			
3	Solar PV Module that equivalent to Seraphim, Jinko, Trina etc	Minimum 0.315 KWP or not less than propose designed or confirming section IV specifications	watt	15			
4	Solar PV mounting Support Structure aluminum/GI complete set for Panels	As required confirming section IV specifications	set	15			
5	Lighting Arrestor with Copper Cable	As required confirming section IV specifications	Pc	2			
6	Surge Protector (minimum 40 kA)	As required confirming section IV specifications	Pc	2			
7	Earthing Sets (for Pannel & Pump sets) with back filling materials and clamps	Minimum CU plate size 65x65x3.15mm as per section IV	set	2			
8	DC Cable	As required	m	50			
10	Armored copper cable 3 core phase 4 mm ²	As required or as per proposed design	m	150			

देव प्रताप


















SN	Descriptions	Specifications (Refer Section IV)	Unit	Qty	Unit Price	13% VAT (if Applicable)	Manufacturer Name and Model No. and Propose Specification
11	Additional Fitting Accessories (to fit pump and connect to delivery GI Pipe)	Manufactured strictly as per the specification of Nepal Standard (NS-199) or equivalent, medium class	LS	2			
12	HDPE Dugwell (Casing Pipe) with complete fittings with washout provision at bottom	3 mtr 200 mm dia or As per Attached drawings	pc	2			
13	Pressure Gauge	Standard bottom Entry water pressure gauge, size 100 mm , pressure reading up to 50 kg/cm ² , Connection: M10 x 1, Supplied with steel ball valve and adaptor for 15 mm (½") Dia connection	pc	2			
14	Non-Return / Check Valve ND-1-1/2"(50 mm)	NS or IS Standard	pc	1			
15	Non-Return / Check Valve ND-1"(32 mm)	NS or IS Standard	pc	1			
16	Gate Valve for flow regulation and Washout, ND-1-1/2"(50 mm)	NS or IS Standard	pc	1			
17	Gate Valve for flow regulation and Washout, ND-1"(32 mm)	NS or IS Standard	pc	1			
18	ND-1-1/2"(50 mm) 20 mm thick MS flange Set	IS:6392 for 2.5 N/mm ² having 4 nos 18 mm dia bolt holes for M16 bolts.	pc	1			
19	ND-1-1/2"(50mm) 90 Degree bend	Connection of both side MS flange having 4 no 18mm dia bolt holes for MS16 bolts	pc	1			
20	Nipple ND-1" (32mm)	NS Standard	pc	5			
21	Nipple ND-1-1/2" (50mm)	NS Standard	pc	5			
22	Unequal Tee (1"*1/2") (32 mm))	NS Standard	pc	1			

देव प्रसाद


















SN	Descriptions	Specifications (Refer Section IV)	Unit	Qty	Unit Price	13% VAT (if Applicable)	Manufacturer Name and Model No. and Propose Specification
23	Unequal Tee (1-1/2"*1/2") (50 mm))	NS Standard	pc	1			
24	Equal Tee (1") (32 mm))	NS Standard	pc	1			
25	GI Reducer 1-1/2"*1"	NS Standard	pc	1			
26	Brass Union 32mm	NS Standard	pc	1			
27	Brass union 50mm	NS Standard	pc	1			
28	Equal Tee (1-1/2") (50 mm))	NS Standard	pc	1			
29	Field verification, Installation of Earthing set, Pumps and Solar Panels with all hardware components as per design and Testing & Commissioning with Handover	As required (Physical field verification for design approval and submission of detail report of Field verification and testing commissioning & handover)	LS	1			
30	Transportation up to above mention scheme address	Up to the site <ul style="list-style-type: none"> Blacktop road Surkhet to Mathillo Dungeshwar (55KM) Gravel road Mathillo Dungeshwar to Baunnechaur (15 KM) 	LS	1			
31	After Sales Service for 5 Years (3 yrs after warrantee period)	Minimum of 1 visits per year	Per Year	1			Will not be used for evaluation

देव प्रसाद















Important Note: Contractor/Firm can propose separate economical, efficient design & estimated BoQ by authorized Engineering designer with one of the pumping systems for certified pumps, example **Grundfos or Pedrollo or Lorentz or equivalent**. Technical evaluation can consider the new design and proposed costing maintaining the minimum standards of technical specifications.

- Transportation (Road Head locations):


Mathillo Gothapada, Dungeshwar-6: - Blacktop road Surkhet to Mathillo Dungeshwar (55KM) and Gravel road Mathillo Dungeshwar to Baunnechaur (15 KM)

Baunnechaur, Dungeshwar-4: - Blacktop road Surkhet to Mathillo Dungeshwar (55KM) and Gravel road Mathillo Dungeshwar to Gothapada (4 KM)


Please tick the following information option as per your capacity:


Availability Pump & Panel in the stock	<input type="checkbox"/> Yes <input type="checkbox"/> No
Time of materials delivery to the sites after agreement with UC:	<input type="checkbox"/> Within One month <input type="checkbox"/> 1-2 month <input type="checkbox"/> More than 2 months
Availability of spare parts of solar pump, Panel & other accessories in local Market:	<input type="checkbox"/> Available in Dailekh Bazar <input type="checkbox"/> Birendranagar, Surkhet <input type="checkbox"/> Nepalgunj <input type="checkbox"/> Kathmandu
Availability of Local Technical Agent for repair & maintenance of solar pump, Panel & other accessories in region:	Available in <input type="checkbox"/> Dailekh Bazar <input type="checkbox"/> Birendranagar, Surkhet <input type="checkbox"/> Nepalgunj

देव प्रता















Annex: 1 Cover Letter format

[On Firm's Letterhead]

<Insert date>

To: Baddhara Kanda Baunnechaur Solar lift WSS,
Mathillo Gothapada solar lift WSS Scheme User Committee
Dungeshwar-4 & 6, Dailekh

We, the undersigned, provide the attached proposal in accordance with **RFQ** Design, Supply, Delivery, Installation, Testing and Commissioning of Solar PV Water Pumping System **dated** Our attached proposal is for the total price of <Sum in Words Rs Sum in Figures..... for the three systems) >. We honestly understood & accepted the technical specification and requirement of the WSUC for the given task.

I certify a validity period of days for the prices provided in the attached Bill of Quantities. Our proposal shall be binding upon us subject to the modifications resulting from any discussions.

Offeror shall verify here the items specified in this RFQ document.

We understand that the User Committee is not bound to accept any proposal it receives.

Yours sincerely,

Authorized Signature:

Name and Title of Signatory:


Name of Firm:

Address:

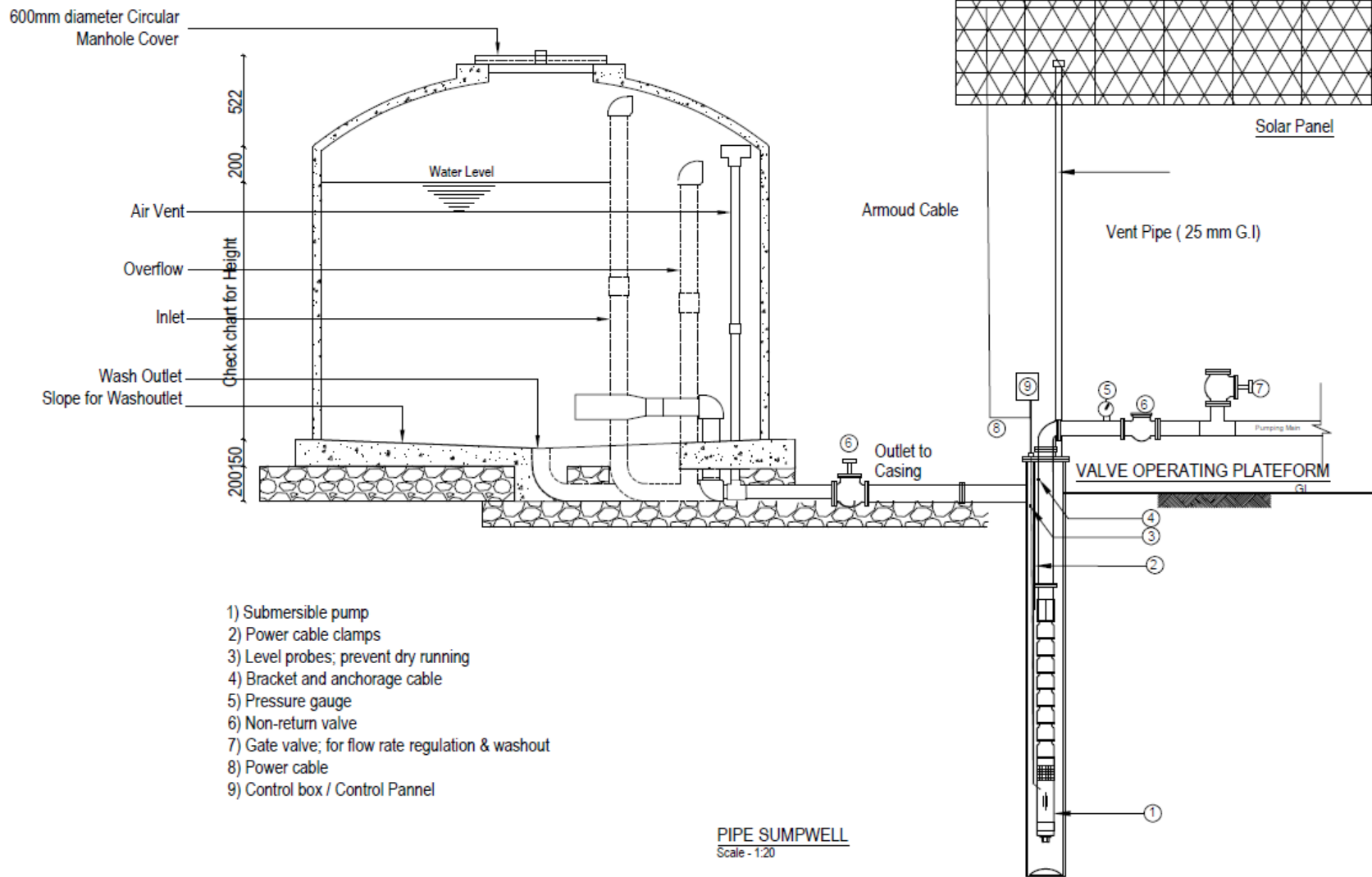
Telephone & contact Mobile no:

Email:

Company Seal/Stamp:



Annex :2 Drawing of Casing Pipe



देव प्रिया

[Signature]



[Signature]

[Signature]



[Signature]

[Signature]

Annex :3 Drawing of Solar mounting frame

